

RETRIEVING THE PERSONAL PHOTOS IN WEB DATA

M.T.Ketthari,

Dept of Information and Technology,
Anna University-Chennai-600 025
Ketthari88@gmail.com

Abstract--In a real-time textual query-based personal photo retrieval system has been developed to retrieve the images and its rich textual descriptions like captions, categories from the web. The proposed method exploits the indexing technique to automatically find the images in the web after a user provides a textual query to retrieve both relevant and irrelevant web images are automatically retrieved. To further improve the image retrieval performance the system uses an effective linear SVM classifier method to classify the personal photos and ranking. In Linear SVM classifier visual features such as Colour Histogram, Shapes and edges will be added to classify the images in the training set. To further develop this system, relevance feedback methods can be via cross-domain learning, which will effectively utilize both the web images and personal images.

T.S. Huang [1], Lin Chen[14], Simin Liu [12]. Retrieve the images from the web using the textual query, but Lin Chen[14] retrieve the both personal and annotated web images.

Textual query is used to retrieve the both relevant and irrelevant images from the web. Web contains millions of the images in data base, all the images in the web database are annotated images and this images are retrieving by keyword. Personal image also retrieve by textual query.

Methodology used for retrieving the images from the web by indexing for retrieve the annotated images. KNN, Decision Stumps, and SVM classifiers are used to classify the images by adding the features and training set.

Ranking method is used for ranking the images and relevance feedback is also used for retrieving the more effective images.

I. INTRODUCTION

With rapid popularization of digital cameras and mobile phone cameras has led to an explosive growth of digital photo albums. There is an increasing interest in developing new photo retrieving technologies for helping users to organize and index their personal photos at the semantic level.

In recent decades, many Content-Based Image Retrieval (CBIR) systems have been proposed. These systems usually require users to provide example images as queries in order to retrieve personal photos, i.e., under the query by example framework. The paramount challenge in CBIR is the so-called semantic gap between the low-level visual features and the high-level semantic concepts. To bridge the semantic gap, relevance feedback methods is used.

II LITERATURE SURVEY

WEB IMAGE RETRIEVAL

ADVANTAGES

- Retrieve the both annotated and un annotated images effectively by using textual query.
- Helps to get top ranked images.

DISADVANTAGES

- Creation of training set is difficult.

FEATURE EXTRACTION ON COLOUR

Colour has been widely used for content based image retrieval in data base. Now a days research has been used by effective and efficient tools for specifying visual queries and implementing retrieval strategies

The use of colour has been extensively experimented by

- Colour matching to find images containing specified colours in assigned proportions
- Similarity searches to find a ranked list of images
- HSV is used to retrieve the images by using colour
- Textual query is also used to search the images and categories the images

The colour histogram technique is a very simple and low level method and shows good results in practice for image indexing and retrieval tasks, Feature extraction has to be simple and as fast as possible. Spatial features are lost, meaning that spatial relations between parts of an image cannot be used [3].

A colour is represented by a three dimensional vector responding to a position in a colour space [3]. This leaves us to select the colour space and the quantization steps in this colour space. As a colour space, we chose the HSV space (Hue-Saturation-Value), which is in bisection with the RGB (Red-Green-Blue) .

SVM

Support vector machine (SVM) [4][10][14], is a computer algorithm. SVM learn by example to assign labels to objects. An SVM can learn to recognize the images activity by examining hundreds or thousands of trained images and classify the images based on features.

Alternatively, an SVM can learn to recognize the collection of scanned images of trained images by features using HSV and edges.

SVMs have also been successfully applied to an increasingly wide variety of biological applications. A common biomedical application of support vector machines is the automatic classification of microarray gene expression profiles. Biological applications of SVMs involve classifying objects as diverse as protein and DNA sequences.

SVM is a mathematical entity, an algorithm (or recipe) for maximizing a particular mathematical function with respect to a given collection of data. The basic ideas behind the SVM algorithm, however, can be explained without ever reading an equation.

One needs only to grasp four basic concepts:

- The separating hyperplane,
- The maximum-margin hyperplane,

- The soft margin,
- The kernel function.

III SYSTEM DESIGN

3.1 SYSTEM ARCHITECTURE

This system architecture consists of machine learning modules. The first module is automatic Web image retrieval, which first interprets the semantic concept of textual queries by a user. Based on the semantic concept and keyword the sets of relevant and irrelevant web images are retrieved from the web image database using the indexing method.

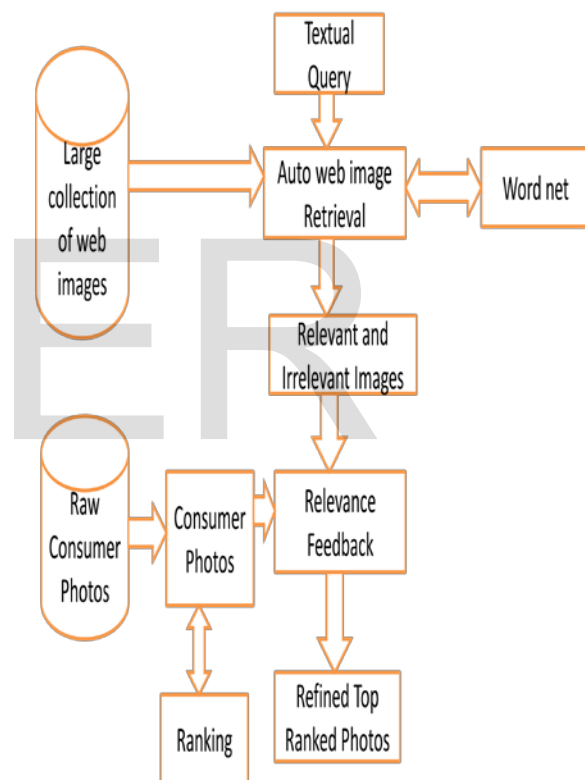


Fig 1. System Architecture

The second module then uses these relevant and irrelevant Web images as a labeled training set to train classifiers and these classifiers are then used to retrieve potentially relevant consumer photos from personal collections. In this framework a general textual query-based image retrieval and consumer photos retrieval is used.

The third module is ranking the consumer

photos using the manifold ranking method and further improve the retrieval performance, relevance to refine the image retrieval results.

3.2 Auto Image Retrieval

In auto web image retrieval we retrieve the images based on the textual query given by the user.

In this architecture first we collect the large set of web images with surrounding text related to set of daily life semantic concepts. Assume that such a large scale web image database contains sufficient images to cover almost all of the daily life semantic concepts in a personal photos collection.

Construct the inverted file for retrieving the images in web using the textual query. If the word q in C_w the followed by a list of all the images that contain q in surrounding text. To find the relevant web images we use word net for retrieving the images from the web. For irrelevant web images, we use word net models semantic relationships for commonly used words, to define the set C_s as the descendant texts of q . The below diagram shows the sub tree representing the two-level descendants of the keyword "water" in word net. Based on this sub tree, one can retrieve all irrelevant web images that do not contain any word in C_s in the surrounding texts.

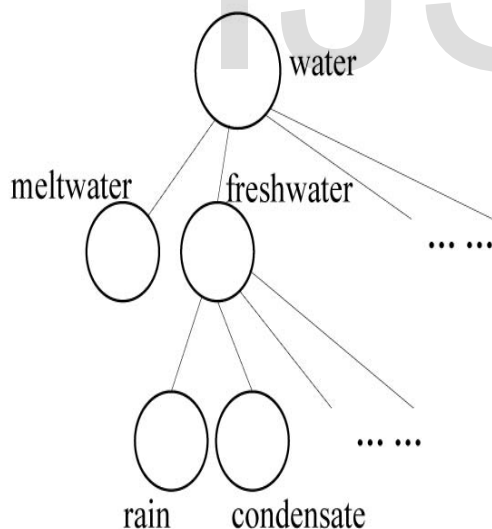


Fig 2. Sub Tree Representation in Word Net

3.2.1 Indexing Method

Indexing method is used retrieve the images from the web using the query given by the user. The keyword is searching in table and posting the file to index for retrieving the annotated images.

Algorithm

Indexing Method

1. Given q is a word
2. q in C_w
3. define the set C_s
4. $D^w = (X_i^w, Y_i^w) | i=1 \text{ to } n_w$

Where

q is the Query

X_i^w is the i th web image

$Y_i^w \in \{+,-1\}$ is the label of X_i^w

n_w is the number of Annotated web images

C_w semantic concept from web images

D^w is Annotated web Images

3.3 Consumer Photo Retrieval

In this system, Textual query is used to retrieve the both annotated images and consumer photos. To classify the personal photos choose an effective classifier, namely linear SVM classifier in which the training of the boosting classifier is performed in an offline way.

3.3.1 SVM Classifier

To facilitate a large scale consumer photo retrieval use a SVM classifier for loosely labelled web images. In general total number of irrelevant images is more than the relevant images, So construct a small training set for combining the both positive and negative images and add the feature vector for normalized kernel space. The features for classifier are based on colour, shape, and edges. These features are useful to classify the images. In general trainer takes more time to train a linear SVM classifier than a decision stump

ensemble classifier the prediction with linear SVM is much faster. For each test datum, there are only ns times of the calculation of exponential function in the experiment and contain multiple future dimensions.

Algorithm

SVM Classifier

Steps

1. Load the model stored in the file
2. Add the features for classify the model
3. Classify the model
4. Train a SVM on new model
5. Change some of SVM parameters
6. Retrain the SVM
7. Perform Cross validation on training set
8. Save the model to a file
9. Load the model in a file

Retrieve a classified model from SVM

3.3.2 Feature Extraction

3.3.2.1 Colour Histogram

The colour histogram technique is a very simple and low level method, it has shown good results in practice for image indexing and retrieval tasks, where feature extraction has to be as simple and as fast as possible. Spatial features are lost, meaning that spatial relations between parts of an image cannot be used.

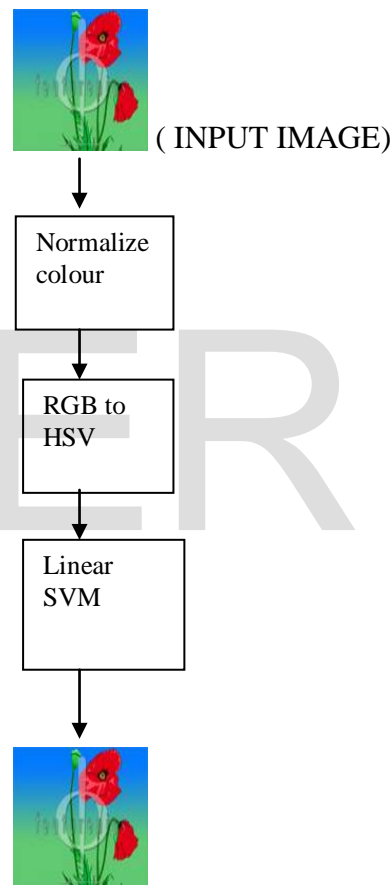
A colour is represented by a three dimensional vector co-responding to a position in a colour space. This leaves us to select the colour space and the quantization steps in this colour space. As a colour space, we chose the HSV space (Hue-Saturation-Value), which is in bisection with the RGB (Red-Green-Blue).

In the HSV colour space, each colour is again determined by a three-component 'triple'.

The first component, **Hue**, describes the basic color in terms of its angular position on a 'colour wheel'. In this particular implementation, Hue is described in terms of degrees.

The second component of the HSV triple is **Saturation**, which, as described above, can be thought of as "how pure the colour is". In this implementation, saturation can range between 0 and 100, inclusive. Colours with a saturation of 100 are fully-saturated, whereas u with a saturation of 0 are completely de saturated.

The third component of the HSV triple is **Value**, which really should be called Intensity. It is a measure of how 'bright' the colour is. Value can range between 0 and 100, inclusive. A colour with a Value component of 100 will be as bright as possible, and a colour with a Value component of 0 will be as dark as possible.



3.3.2.2 Shape and Edge Detection

The edges extracted from a two-dimensional image of a three-dimensional scene can be classified as either viewpoint dependent or viewpoint independent. A viewpoint independent edge typically reflects inherent properties of the three-dimensional objects, such as surface markings and surface shape. A viewpoint dependent edge may change as the viewpoint changes, and typically reflects the geometry of the scene.

In edge detection canny edge detector works efficiently it is good detection, good localization and minimal response.

An edge in an image may point in a variety of directions, so the canny algorithm uses four filters to detect horizontal, vertical and diagonal edges in the blurred image. The edge detection operator returns a value for the first derivative in the horizontal direction (G_x) and the vertical direction (G_y).

$$G = \sqrt{G_x^2 + G_y^2}$$

$$G_x = |(x+1,y)-(x-1,y)|$$

$$G_y = |(x,y+1)-(x,y-1)|$$

Where

G_y is the Horizontal direction

G_x is the Vertical direction

to one of four angles representing vertical, horizontal and the two diagonals. Using the above formulas gradient and direction can be determined. The edge direction angle is rounded

Example



Normal image



Edge detected image

Edge Detection

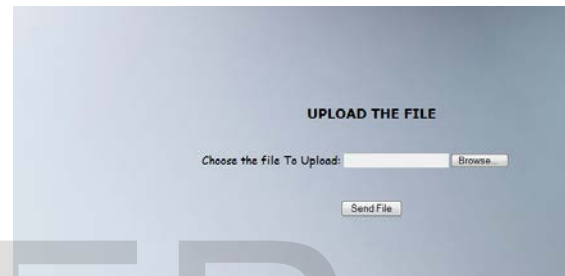
IV IMPLEMENTATION

IMAGE UPLOAD

Create an web page for uploading images by using Java script, From that web page upload the images to database and retrieve them by using textual query.

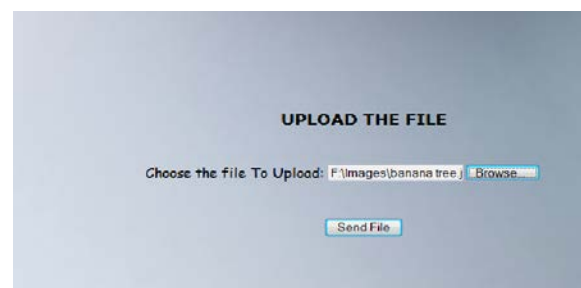
Step 1:

Create a web page



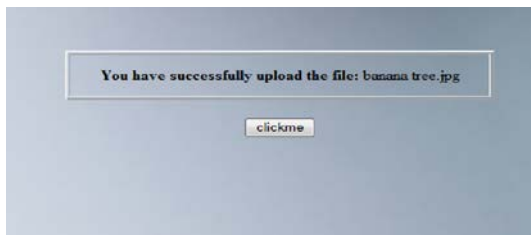
Step2:

Browse the image to upload in database



Step 3:

Send the file to database the show the uploaded successfully message in webpage



4.2 RETRIEVE THE IMAGE

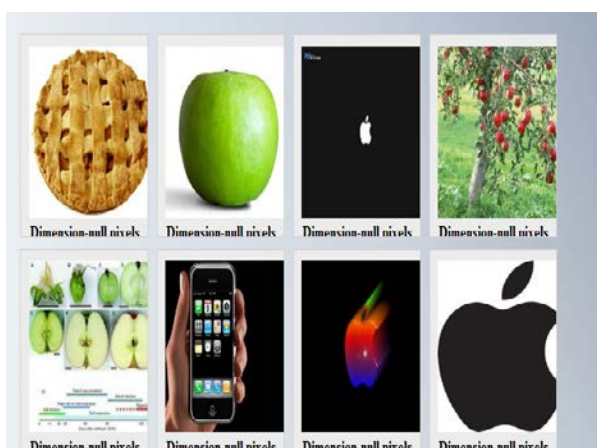
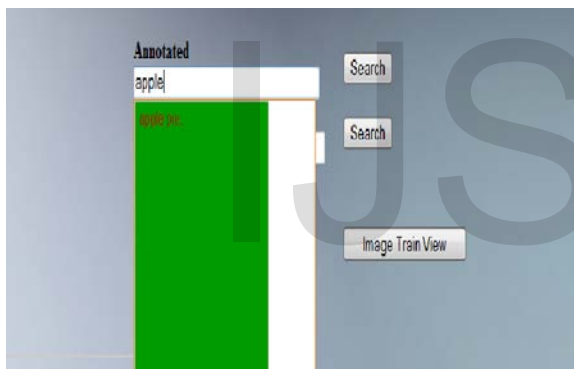
Retrieve the images from the data base using the keyword searching method

Step1:

Creating the searching page for retrieve the images

Step 2:

Retrieve the properly annotated web images from the database



Step 3:

Retrieve the Non annotated images by giving textual input

CONCLUSION AND FUTURE WORK

6.1 CONCLUSION

This project has developed a real-time textual query-based personal photo retrieval system which retrieves the consumer photos without using any intermediate image annotation process in large scale web data. For a given textual query, this system can automatically and efficiently retrieve relevant and irrelevant Web images using the indexing technique. With these retrieved web images as the training data the system employs a efficient classification method linear SVM classifier for retrieving consumer photos. In SVM classifier two features are added to classify the images.

6.2 FUTURE WORK

In future for ranking we plan to use manifold ranking algorithm and for relevance feedback method use a regularised regression method is utilizing the pre-learned auxiliary classifier and the feedback images to effectively improve the retrieval performance at interactive response

REFERENCES

1. Y. Rui, T.S. Huang, and S. Mehrotra, "Content-Based Image Retrieval with Relevance Feedback in Mars," Proceedings of IEEE International Conference on Image Processing, vol. 2, pp.815 – 818, OCT 1997.
2. R.Fergus, L.Fei-Fei, P.Perona, A.Zisserman, "Learning Object Categories from Google's Image Search," IEEE Computer Society Conference on Computer Vision and Pattern

- Recognition, vol.2, pp.1816 – 1823, 2005.
3. Navneet Dalal and Bill Triggs, “Histograms of Oriented Gradients for Human Detection,” IEEE Computer Society Conference on Computer Vision and Pattern Recognition, vol.1, pp.886 – 893,2005.
 4. D. Tao, X. Tang, X. Li, and X. Wu, “Asymmetric Bagging and Random Subspace for Support Vector Machines-Based Relevance Feedback in Image Retrieval,” IEEE Transaction on Pattern Analysis and Machine Intelligence, vol. 28, no. 7, pp. 1088-1099, July 2006.
 5. Tamara L.Berg, David A.Forsyth, “Animals on the Web,” IEEE Computer Society Conference on Computer Vision and Pattern Recognition, vol.2, pp.1463 – 1470,2006.
 6. Xiaoguang Rui, Nenghai Yu, Taifeng Wang, Mingting Li, “A Search Based Web Image Annotation Method,” Microsoft Research Asia, pp.655 – 658,2007.
 7. Deng Cai, Xiaofei He, Jiawei Han, “Regularized Regression on Image Manifold for Retrieval,” ACM 2007.
 8. X.-J. Wang, L. Zhang, X. Li, and W.-Y. Ma, “Annotating Images by Mining Image Search Results,” IEEE Transaction on Pattern Analysis and Machine Intelligence, vol. 30, no. 11, pp. 1919-1932, Nov. 2008.
 9. Torralba, R. Fergus, and Y. Weiss, “Small Codes and Large Databases for Recognition,” Proceedings of the IEEE International Conference on Computer Vision and Pattern Recognition, pp.1 – 8,2008.
 10. L. Duan, I.W. Tsang, D. Xu, and S. Maybank, “Domain Transfer SVM for Video Concept Detection,” Proceedings of IEEE Conference on Computer Vision and Pattern Recognition, pp.1375 – 1381,2009.
 11. G. Wang, D. Hoiem, and D. Forsyth, “Learning Image Similarity from Flickr Groups Using Stochastic Intersection Kernel Machines”. Proceedings of the IEEE International Conference on Computer Vision, pp.428 – 235, 2009.
 12. Lin Chen, Dong xu, Ivor W. Tsang, “Tag – based web photo Retrieval Improved by Batch Mode Re-Tagging,” IEEE Transaction on Pattern Analysis and Machine Intelligence, vol. 32, no. 6, pp.3440 – 3446, APRIL 2010.
 13. Florian Schoff, Antonio Criminisi and Andrew Zisserman, “Harvesting Image Databases from the web,” IEEE Transaction on Pattern Analysis and Machine Intelligence, vol. 33, no. 4, pp.1 – 8, APRIL 2011.
 14. Simin Liu, Dong Xu, and Wai-Hung Tsang, “Textual Query Of Personal Photos Facilitated by Large Scale Web Data,” IEEE Transaction on Pattern Analysis and Machine Intelligence, vol. 33, no. 5, pp.1022 – 1036, MAY 2011.